



District Report Card: 2017


State: Gujarat	District: Aravalli
Class: 8	Subject: Mathematics
Schools: 51	Students: 1235


Participation/Coverage


Students

GENDER 	Boys		Girls	
	Number	%	Number	%
	668	54.09	567	45.91

AREA 	Rural		Urban	
	Number	%	Number	%
	1118	90.53	117	9.47

CATEGORY 	SC		ST		OBC		GEN	
	Number	%	Number	%	Number	%	Number	%
	75	6.07	332	26.88	783	63.40	45	3.64

CWSN 	LD	VI	HI	S&LD	ID	Oth
	2	0	1	0	2	34

Management 	Government		Government-aided	
	Number	%	Number	%
	1087	88.02	148	11.98

Average Performance of Students in Mathematics (%)

Overall	Gender		Area		Management		Social Group			
	Male	Female	Rural	Urban	Govt.	Aided	SC	ST	OBC	GEN
43.90	42.23	45.87	43.80	44.79	44.86	36.80	44.00	39.12	45.55	50.22

Performance on Learning Outcomes (LOs)

Learning Outcomes	Description	Average Performance(%)
M601	Solves problems involving large numbers by applying appropriate operations	37.00
M606	Solves problems on daily life situations involving addition and subtraction of fractions / decimals	48.30
M620	Finds out the perimeter and area of rectangular objects in the surroundings like floor of the class room, surfaces of a chalk box etc.	40.24
M621	Arranges given/collected information in the form of table, pictograph and bar graph and interprets them	47.98
M702	Interprets the division and multiplication of fractions	39.84
M705	Solves problems related to daily life situations involving rational numbers	34.90
M706	Uses exponential form of numbers to simplify problems involving multiplication and division of large numbers	39.77
M707	Adds/subtracts algebraic expressions	53.36
M710	Solves problems related to conversion of percentage to fraction and decimal and vice versa	45.94
M717	Finds out approximate area of closed shapes by using unit square grid/graph sheet	37.96
M719	Finds various representative values for simple data from her/his daily life contexts like mean, median and mode	51.73
M721	Interprets data using bar graph	59.25
M801	Generalizes properties of addition, subtraction, multiplication and division of rational numbers through patterns	34.09
M802	Finds rational numbers between two given rational numbers	47.56
M803	Proves divisibility rules of 2, 3, 4, 5, 6, 9 and 11	42.16
M804	Finds squares, cubes, square roots and cube roots of numbers using different methods	42.21
M808	Uses various algebraic identities in solving problems of daily life	60.55
M812	Verifies properties of parallelogram and establishes the relationship between them through reasoning	37.70
M818	Finds surface area and volume of cuboidal and cylindrical object	23.70
M819	Draws and interprets bar charts and pie charts	52.63

Range of Performance of Students who Answered Correctly							
Below 30%		30% - 50%		50% - 75%		Above 75%	
Number	%	Number	%	Number	%	Number	%
348	28.18	423	34.25	381	30.85	83	6.72

Lowest Performing Learning Outcomes (LOs)

- 1 - Finds surface area and volume of cuboidal and cylindrical object (23.70)
- 2 - Generalizes properties of addition, subtraction, multiplication and division of rational numbers through patterns (34.09)
- 3 - Solves problems related to daily life situations involving rational numbers (34.90)

4 - Solves problems involving large numbers by applying appropriate operations (37.00)

5 - Verifies properties of parallelogram and establishes the relationship between them through reasoning (37.70)